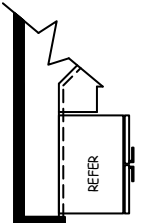
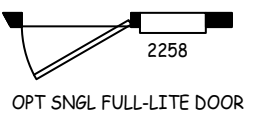


MODEL: MA-1135W-16

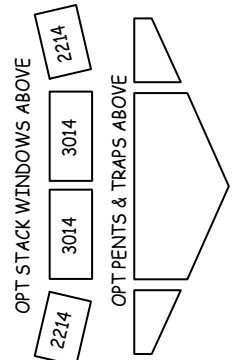
*FURNITURE IS OPTIONAL



W/20CF & 22CF REFER



OPT SNGL FULL-LITE DOOR



OPT STACK WINDOWS ABOVE
OPT PENTS & TRAPS ABOVE